

ARRISUN



ARRI 

ARRISUN SERIES



The ARRISUN 60 in combination with a Bag-O-Light® for Saab advertisement.
Source: Auto Bild / Bittmann

ARRI is one of the leading companies in the development of lampheads using single-ended discharge lamp technology and the ARRISUN Series has become a world standard not only in film but also for other applications such as solar simulation.

ARRI's elegant modular construction using aluminium extrusions and light-weight castings offers high strength, while being light and weather resistant. All serviceable parts are readily accessible.

The interaction of the lamp, reflector and lenses have been simulated by computer and calculated as an optimal unit. Achieving the best optical performance required large diameter lenses and a specially designed reflector. All ARRISUNS allow adjustment of the focus of the lamp. This feature in a parabolic lamphead gives previously unsurpassed control over the beam angle and light quality.

In addition to the full range of electronic ballasts, 575W to 12kW conventional choke ballasts are available. For greater flexibility, ARRI also offers 125/200W, 200/400W and 575/1200W electronic battery ballasts.

For the special requirements of theatre lighting, the ARRISUN 200W, 575W, 1.2kW and 2.5/4kW are available as Theatre versions.

For the special demands of Event and Exhibition lighting ARRI offers the ARRISUN EVENT models with 200W, 575W and 1.2kW. Further information is available in the ARRI EVENT Brochure.

The ARRISUN series features:


- 200W, 575W, 1.2kW, 2.5/4kW, 6kW and 12 kW
- Various colour options
- Theatre version of the ARRISUN 40/25
- High efficiency parabolic reflectors
- Corrosion-resistant aluminium construction
- Extremely even light distribution
- Lamp focus adjustment
- Easy service access
- DROP-IN or INSERT version lenses available dependant on model

For further information: www.arri.com

Light Output

	Lens Type	Beam Angle	Throw for 2000 lux (m)	Throw for 1000 lux (m)	Throw for 500 lux (m)
Arrisun 2	Spot Dia. (m)	9	11.6 1.8	16.4 2.6	23.2 3.7
	Narrow Flood Dia. (m)	11 x 21	7.6 1.5 x 2.8	10.8 2.1 x 4.0	15.2 2.9
	Flood Dia. (m)	18 x 35	4.9 1.5 x 3.1	6.9 2.2 x 4.3	9.7 3.1
	Superflood Dia. (m)	38	3.5 2.4	5.0 3.5	7.1 4.9
	Frosted Superflood Dia. (m)	30	3.2 1.7	4.5 2.4	6.3 3.4
Arrisun 5	Spot Dia. (m)	9	19.3 3.0	27.3 4.3	38.6 6.1
	Narrow Flood Dia. (m)	11 x 22	12.3 2.4 x 4.8	17.4 3.3 x 6.8	24.6 4.7
	Flood Dia. (m)	21 x 43	6.5 2.4 x 5.1	9.2 3.4 x 7.3	13.0 4.8
	Superflood Dia. (m)	42	5.7 4.4	8.0 6.2	11.4 8.7
	Frosted Superflood Dia. (m)	34	4.9 3.0	6.9 4.2	9.7 6.0
Arrisun 12 Plus	Spot Dia. (m)	8	28.7 4.0	40.6 5.7	57.4 8.0
	Narrow Flood Dia. (m)	11 x 20	17.9 3.4 x 6.3	25.2 4.9 x 8.9	35.7 6.9
	Flood Dia. (m)	20 x 42	9.9 3.5 x 7.6	14.0 4.9 x 10.8	19.8 7.0
	Superflood Dia. (m)	42	7.4 5.7	10.5 8.0	14.8 11.3
	Frosted Superflood Dia. (m)	39	6.4 4.5	9.0 6.4	12.8 9.0
	Frosted Fresnel Dia. (m)	41	5.4 4.0	7.6 5.7	10.8 8.1

The ARRISUN in action in Hollywood at the film premiere of PIRATES OF THE CARIBBEAN



ARRISUN 2 200W



Colours:



Part no.: L0.77820.B L0.77825.B L0.77821.B
Lamphead together with Barndoor, Ballast, Cable and 5 Lens Set in Kit Case

Technical Data:

Size (mm): 189H x 202W x 266.5L
Weight (kg): 2.1
Lamp: HMI 200W/SE
Base: GZY9.5
Lens size (mm): 135

Accessories:

4-leaf Barndoor, 168mm
L2.79470.0



5 lens kit, 130mm
L0.77824.0

Kit Stand
LS.3




Head to Ballast Cable 7m
L2.73372.0



Electronic Ballasts:
EB 125/200, 115/230V L2.76013.B
EBB 125/200, Battery L2.76040.B
EBB 200/400, Battery L2.76270.B



ARRISUN 5 575W



Colours:



Part no.: L0.77850.B L0.77855.B L0.77851.B
Lamphead together with Barndoor, Cable and 5 Lens Set in Kit Case

Technical Data:

Size (mm): 258H x 259W x 310L
Weight (kg): 4.5
Lamp: HMI 575W/SE
Base: G22
Lens size (mm): 175

Accessories:

4-leaf Barndoor, 197mm
L2.79670.0



5 lens kit, 175mm
L0.77862.0

Light Spill Rings
L2.76744.0



Universal Stand
LS.5



Head to Ballast Cable 7m
L2.75600.0L
Head to Ballast Cable 15m
L2.75600.CL




Electronic Ballasts:
EB 400/575 115/230V L2.76260.0
EB 575/1200 115/230V L2.76125.0
EBB 575/1200, Battery L2.76230.0



ARRISUN 18 1200W - 1800W



Colours:



L1.37570.B
(Drop-in Lenses)

Lamphead together with Barndoor and Lens Case with 5 Lenses

Technical Data:

Size (mm): 595H x 387W x 416L
Weight (kg): 10.5
Lamp: HMI 1800W/SE-1200W/SE
Base: G38
Lens size (mm): 250

Accessories:

4-leaf Barndoor, 344mm
L2.40950.0

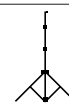


5 lens kit, 250mm, DROP-IN including case
L0.76817.0

Light Spill Rings
L2.76745.0



Universal Stand
LS.5



Head to Ballast Cable 7m
L2.75600.0
Head to Ballast Cable 15m
L2.75600.C



Electronic Ballasts:
EB 1200/1800 115/230V L2.76625.0



1000 lux gives correct exposure for 200ASA film with aperture f4 at 24fps 1/48th sec.
Photometric data according to ESTA standards.
Data normalised to nominal lamp lumens.

In order to maintain the highest standards, ARRI reserves the right to alter specifications without notice.
ARRI Italia

ARRISUN 40/25 2500/4000W



Colours:



Part no.: L0.77300.DC L0.77305.DC L0.77301.DC
(Drop-in Lenses)

L0.77300.SC L0.77305.SC L0.77301.SC
(Insert Lenses)

Lamphead together with Barndoor and Lens Case with 5 Lenses

Technical Data:

Size (mm): 480H x 480W x 557L
Weight: (kg) 23
Lamp: HMI 2500/4000W/SE
Base: G38
Lens size (mm): 300

Accessories:

4-leaf Barndoor, 413mm
L2.41200.0



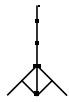
5 lens kit, 300mm, INSERT including case
L0.77402.0

5 lens kit, 300mm, DROP-IN including case
L0.76864.0

Light Spill Rings
L2.76746.0



Heavy Duty Wind-up Stand
LS.387.S



Adapter for Choke Ballast 2.5kW:
L2.77440.0

Head to Ballast Cable 7m
L2.75620.OL

Head to Ballast Cable 15m
L2.75620.CL



Electronic Ballasts:

EB 2.5/4kW, 230V L2.76640.0
EB 2.5/4kW, 115/230V L2.76675.0



ARRISUN 60 6000W



Colours:



Part no.: L0.77480.DC
(Drop-in Lenses)

L0.77480.C
(Insert Lenses)

Lamphead together with Barndoor and Lens Case with 5 Lenses

Technical Data:

Size (mm): 624H x 600W x 669L
Weight (kg): 27
Lamp: HMI 6000W/SE
Base: G38
Lens size (mm): 420

Accessories:

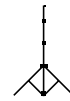
4-leaf Barndoor, 510mm
L2.82150.0



5 lens kit, 420mm, INSERT including case
L0.77482.0

5 lens kit, 420mm, DROP-IN including case
L0.76882.0

Heavy Duty Wind-up Stand
LS.387.S



Head to Ballast Cable 7m
L2.75710.OL
Head to Ballast Cable 15m
L2.75710.CL



Electronic Ballasts:

EB 6kW, Baby, 230V L2.76193.0
EB 6/12kW, 115/230V L2.76172.0



ARRISUN 120 12000W



Colours:



Part no.: L0.77890.C

Lamphead together with Barndoor and Lens Case with 5 Lenses

Technical Data:

Size (mm): 730H x 680W x 777L
Weight (kg): 40
Lamp: HMI 12000W/SE
Base: G38
Lens size (mm): 500

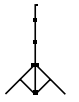
Accessories:

4-leaf Barndoor, 580mm
L2.79065.0



5 lens kit, 500mm, including case
L0.77920.0

Heavy Duty Wind-up Stand
LS.387.S



Head to Ballast Cable 15m
L2.82294.OL
Head to Ballast Cable 20m
L2.82294.CL



Electronic Ballasts:

EB 6/12kW, 230V L2.76172.0
EB 12/18kW, 230V L2.76290.0



Light Output

	Lens Type	Beam Angle	Throw for 2000 lux (m)	Throw for 1000 lux (m)	Throw for 500 lux (m)
Arrisun 40/25 (4kW)	Spot Dia. (m)	7	53.3 6.5	75.3 9.2	106.5 13.0
	Narrow Flood Dia. (m)	11 x 19	33.4 6 x 11	47.3 9.1 x 15.8	66.9 12.9 x 22.4
	Flood Dia. (m)	19 x 39	19.7 6.6 x 13.9	27.8 9.3 x 19.7	39.4 13.2 x 27.9
	Superflood Dia. (m)	41	14.1 10.6	20.0 15.0	28.3 21.2
	Frosted Superflood Dia. (m)	39	11.5 8.2	16.3 11.5	23.0 16.3
	Frosted Fresnel Dia. (m)	41	9.1 6.8	12.9 9.7	18.3 13.7
Arrisun 40/25 (2.5kW)	Spot Dia. (m)	7	51.8 6.3	73.3 9.0	103.7 12.7
	Narrow Flood Dia. (m)	10 x 19	7.4 1.3 x 2.5	10.5 1.8 x 3.5	14.9 2.6 x 5.0
	Flood Dia. (m)	18 x 26	12.9 4.1 x 6.0	18.3 5.8 x 8.5	25.9 8.2 x 12.0
	Superflood Dia. (m)	18	11.8 3.7	16.7 5.3	23.6 7.5
	Frosted Superflood Dia. (m)	33	8.3 4.9	11.7 7.0	16.6 9.8
	Frosted Fresnel Dia. (m)	36	6.3 4.1	8.9 5.8	12.6 8.2
Arrisun 60	Spot Dia. (m)	8	74.2 10.4	105.0 14.7	148.5 20.8
	Narrow Flood Dia. (m)	10 x 19	46.0 8.0 x 15.4	65.0 11.4 x 21.8	91.9 16.1 x 30.8
	Flood Dia. (m)	18 x 35	28.4 9.0 x 17.9	40.2 12.7 x 25.3	56.8 18.0 x 35.8
	Superflood Dia. (m)	40	20.7 15.1	29.3 21.3	41.5 30.2
	Frosted Superflood Dia. (m)	39	16.0 11.4	22.7 16.1	32.1 22.7
	Frosted Fresnel Dia. (m)	36	13.3 8.7	18.8 12.2	26.6 17.3
Arrisun 120	Spot Dia. (m)	10	90.6 15.8	128.1 22.4	181.1 31.7
	Narrow Flood Dia. (m)	11 x 29	53.2 10.2 x 27.5	75.2 14.5 x 38.9	106.3 20.5 x 55.0
	Flood Dia. (m)	20 x 33	30.2 10.7 x 17.9	42.8 15.1 x 25.3	60.5 21.3 x 35.8
	Superflood Dia. (m)	43	22.4 17.6	31.6 24.9	44.7 35.2
	Frosted Superflood Dia. (m)	57	14.7 15.9	20.7 22.5	29.3 31.8

Photometric Calculator

www.arri.com
 > products > lighting > support

Colour options:



ARNOLD & RICHTER CINE TECHNIK

Lichttechnik, Pulvermühle,
83071 Stephanskirchen
Tel +49 80 36 3009 84
Fax +49 80 36 3009 79



ARRI LIGHTING SOLUTIONS GMBH

AGASTR. 24
D-12489 BERLIN
Tel +49 (0) 30 678-233-0
Fax +49 (0) 30 678-233-99

ARRI ITALIA S.r.l.

Viale Edison 318,
20099 Sesto S. Giovanni, Milano
Tel +39 02-26 22 71 75
Fax +39 02-242 16 92

ARRI INC. NEW YORK OFFICE

617 Route 303
Blauvelt, NY 10913-1109
Tel +1 845-353-14 00
Fax +1 845-425-12 50

ARRI CANADA Ltd.

415 Horner Avenue, Unit 11,
Etobicoke, Ontario, M8W 4W3,
Tel +1 416-255 33 35
Fax +1 416-255 33 99



ARRI ITALIA S.r.l.

Viale Edison 318,
20099 Sesto S. Giovanni, Milano

Tel +39 02-26 22 71 75

Email: info@arri.it

Fax +39 02-242 16 92

Web: www.arri.it